

General Fund Interim Budget Report

for the period ended August 31

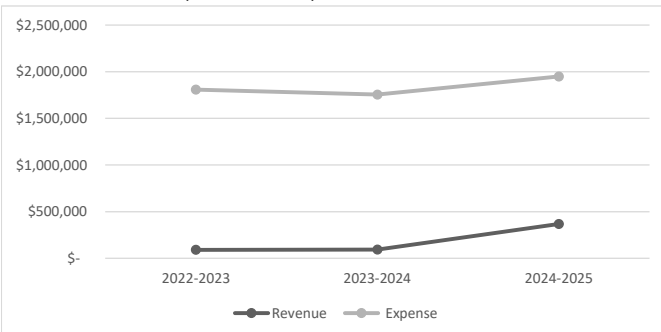
	2022-2023	2023-2024	2024-2025	% of Budget	Budget
REVENUES					
Local	\$ 49,448	\$ 83,667	\$ 87,004	2%	\$ 4,508,022
Interdistrict	150	125	200	0%	2,811,800
Intermediate	-	-	-	0%	8,900
State	18,592	-	26	0%	15,518,488
Federal	-	-	233,223	20%	1,155,188
Other	21,884	9,168	47,216	53%	89,730
TOTAL REVENUE	\$ 90,075	\$ 92,960	\$ 367,669	2%	\$ 24,092,129

EXPENSES					
Undifferentiated Curriculum	\$ 271,151	\$ 319,383	\$ 246,198	5%	\$ 5,067,009
Regular Curriculum	194,417	111,047	315,597	6%	5,113,427
Vocational Curriculum	66	5,747	5,670	1%	618,601
Physical Curriculum	14,851	11,851	26,727	7%	405,378
Co-Curricular	23,551	36,951	61,237	20%	301,124
Special Needs	34,869	45,283	-	0%	83,520
Pupil Services	25,002	31,893	31,111	3%	1,076,877
Instructional Staff Services	179,882	164,764	349,337	20%	1,791,097
General Administration	110,992	115,657	107,870	17%	634,771
Building Administration	186,306	201,579	196,998	15%	1,293,151
Business Administration	436,533	448,272	480,340	16%	3,087,958
Central Services	244,589	94,565	78,778	30%	260,620
Insurance & Judgments	26,323	100,694	1,766	1%	191,941
Debt Service	-	-	-	-	-
Other Support Services	55,273	52,503	43,319	15%	287,543
Interfund Transfer	-	-	-	0%	2,436,415
General Tuition Payments	3,476	14,974	2,750	0%	1,434,696
Non-Program Transactions	-	-	1,400	-	8,000
TOTAL EXPENSES	\$ 1,807,283	\$ 1,755,162	\$ 1,949,097	8%	\$ 24,092,129

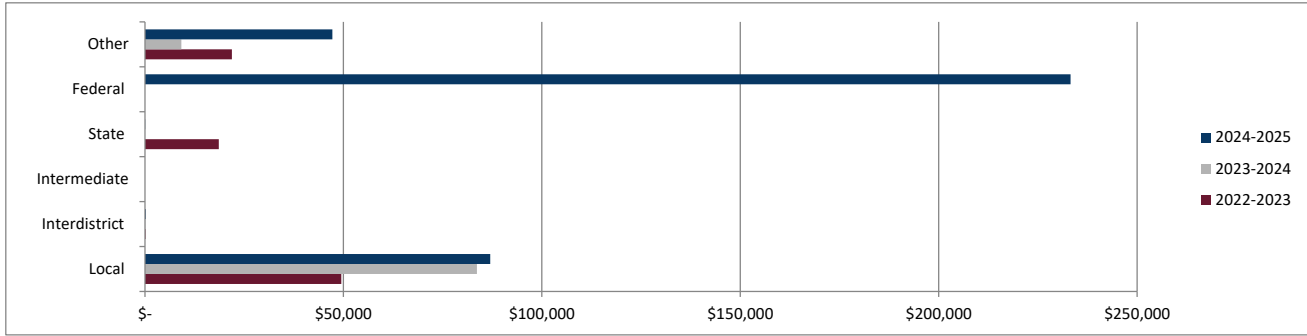
NET INCOME (LOSS) \$ (1,717,208) \$ (1,662,202) \$ (1,581,429)

Note: The School Board will adopt budget changes in October.

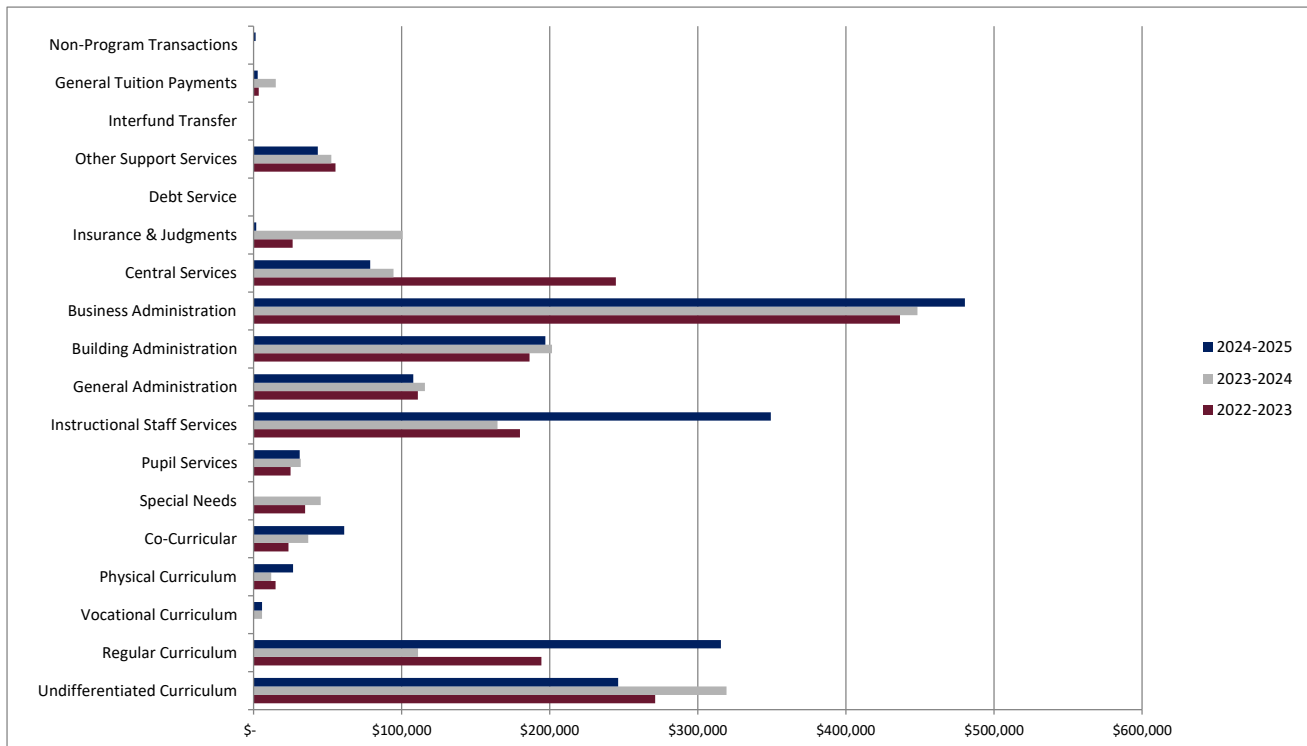
Revenue and Expense Comparison



Revenue by Source



Expense by Function



Definitions

Revenue

Local	Property Taxes, Other Taxes, Non-Capital Sales, School Activity Income, Interest on Investments, Gifts, Student Fees, District Rentals, Student Fines, Charter School Grants
Interdistrict	Transit of Federal Aid, Open Enrollment
Intermediate	Transit of State or Federal Aid through another organization, Medical Service Reimbursement, Payment for Services from CESA or Other Organizations
State	Transportation Aid, Library Aid, Integration Aid, Other Categorical Aid, Special Projects Grants, Computer Aid, Per Pupil Categorical Aid, Other State Revenue
Federal	Title I - IV Grants, Medicaid Settlement, ESSER Grants, CCLC Grant, etc.
Other	Equipment and Vehicle Sales, Insurance Reimbursements, Refunds, Medical Service Reimbursements, Miscellaneous

Expense

Undifferentiated Curriculum	K-8 Instruction
Regular Curriculum	English, Foreign Language, Math, Music, Science, Social Studies
Vocational Curriculum	Business Education, FACE, Engineering & Technology
Physical Curriculum	Health, Physical Education
Co-Curricular	Athletics, Debate, Forensics
Special Needs	Gifted & Talented
Pupil Services	Guidance, Nurse
Instructional Staff Services	Curriculum & Staff Development, Library & Media Services
General Administration	Board of Education, District Administration
Building Administration	Principals' Offices
Business Administration	Accounting, Payroll, Financial Management, Custodial Services, Utilities, Transportation, Facilities
Central Services	Communication (Technology)
Insurance & Judgments	Property, Liability, Workers' Compensation, Unemployment
Debt Service	Leases
Other Support Services	Retiree Payments, Termination Benefits, Administrative Technology Services, Other Support Services
Interfund Transfer	Transfer to Fund 27, Fund 38, Fund 46, Fund 50
General Tuition Payments	Open Enrollment Out, College and University Tuition, CESA School Tuition
Non-Program Transactions	Trust Fund Disbursement, Contracted Instruction, Adjustments and Refunds,