

# General Fund Interim Budget Report

for the period ended October 31

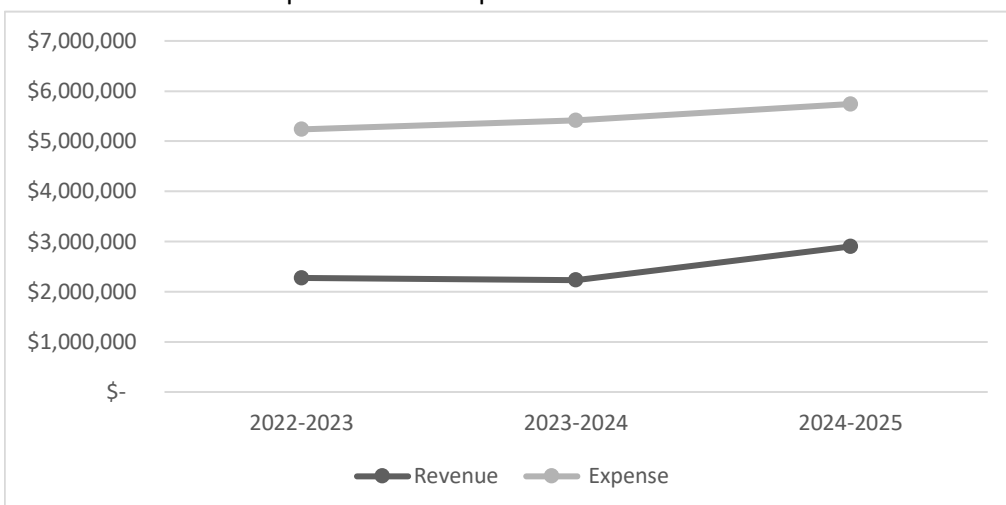
	2022-2023	2023-2024	2024-2025	% of Budget	Budget
<b>REVENUES</b>					
Local	\$ 158,317	\$ 137,199	\$ 144,426	3%	\$ 4,630,536
Interdistrict	2,450	875	450	0%	3,190,698
Intermediate	-	-	-	0%	8,900
State	1,903,170	1,931,775	2,071,110	13%	15,606,429
Federal	141,829	143,994	633,491	55%	1,161,503
Other	65,942	16,259	52,674	59%	89,730
<b>TOTAL REVENUE</b>	<b>\$ 2,271,707</b>	<b>\$ 2,230,102</b>	<b>\$ 2,902,151</b>	<b>12%</b>	<b>\$ 24,687,795</b>

<b>EXPENSES</b>					
Undifferentiated Curriculum	\$ 1,237,176	\$ 1,226,749	\$ 1,226,406	24%	\$ 5,111,520
Regular Curriculum	987,954	1,081,269	1,179,425	23%	5,193,337
Vocational Curriculum	98,389	116,694	116,454	19%	626,758
Physical Curriculum	86,454	82,160	99,177	24%	410,175
Co-Curricular	68,005	101,283	100,293	33%	301,124
Special Needs	66,615	61,777	16,815	20%	84,295
Pupil Services	177,357	207,227	198,672	19%	1,059,539
Instructional Staff Services	375,916	453,806	671,650	36%	1,845,375
General Administration	194,918	219,620	230,786	36%	640,711
Building Administration	402,059	450,166	417,805	32%	1,306,872
Business Administration	926,398	995,974	1,021,723	32%	3,192,101
Central Services	329,718	145,835	112,272	43%	260,620
Insurance & Judgments	160,741	166,696	203,085	106%	191,941
Debt Service	-	-	-	-	-
Other Support Services	120,064	82,248	134,256	36%	368,543
Interfund Transfer	-	-	-	0%	2,517,878
General Tuition Payments	4,823	27,504	12,230	1%	1,569,006
Non-Program Transactions	-	-	1,400	17%	8,000
<b>TOTAL EXPENSES</b>	<b>\$ 5,236,587</b>	<b>\$ 5,419,008</b>	<b>\$ 5,742,449</b>	<b>23%</b>	<b>\$ 24,687,795</b>

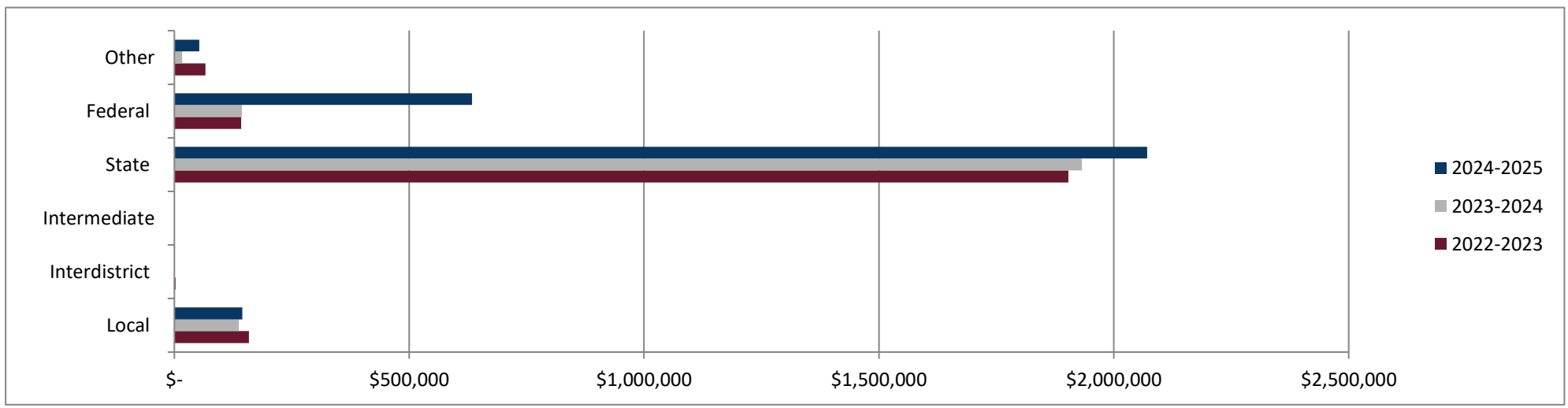
<b>NET INCOME (LOSS)</b>	<b>\$ (2,964,879)</b>	<b>\$ (3,188,906)</b>	<b>\$ (2,840,299)</b>
--------------------------	-----------------------	-----------------------	-----------------------

Notes: \*The District plans to right-size its staffing in response to the expiration of federal ESSER III funds, which requires reducing six positions for the 2025-2026 school year. It is anticipated that most staff affected by these reductions will have opportunities to transition into open roles created by expected retirements and resignations \*\*Worker's compensation dividends will reduce insurance expenses later this year.

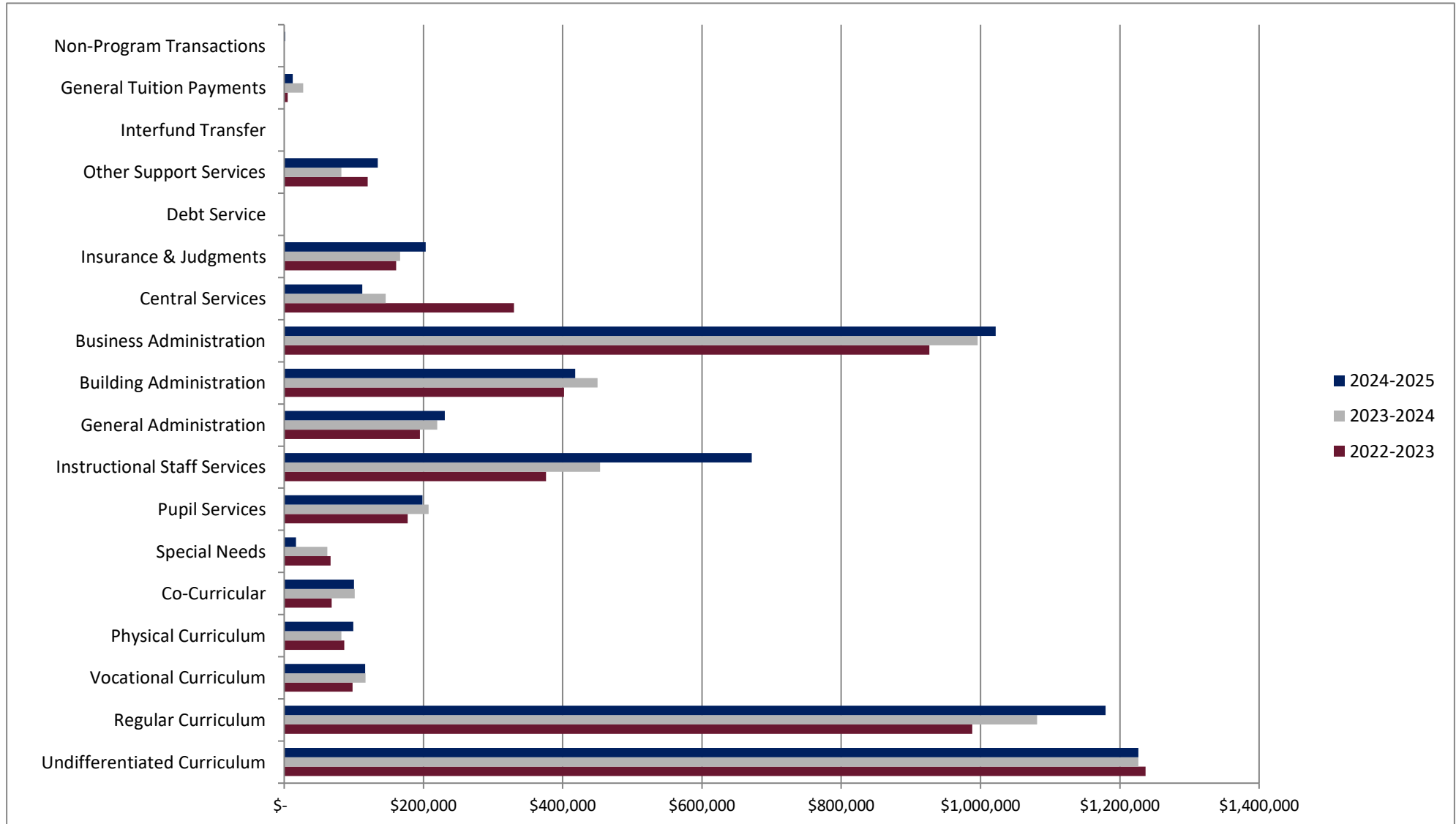
## Revenue and Expense Comparison



## Revenue by Source



## Expense by Function



## Definitions

### Revenue

Local	Property Taxes, Other Taxes, Non-Capital Sales, School Activity Income, Interest on Investments, Gifts, Student Fees, District Rentals, Student Fines, Charter School Grants
Interdistrict	Transit of Federal Aid, Open Enrollment
Intermediate	Transit of State or Federal Aid through another organization, Medical Service Reimbursement, Payment for Services from CESA or Other Organizations
State	Transportation Aid, Library Aid, Integration Aid, Other Categorical Aid, Special Projects Grants, Computer Aid, Per Pupil Categorical Aid, Other State Revenue
Federal	Title I - IV Grants, Medicaid Settlement, ESSER Grants, CCLC Grant, etc.
Other	Equipment and Vehicle Sales, Insurance Reimbursements, Refunds, Medical Service Reimbursements, Miscellaneous

### Expense

Undifferentiated Curriculum	K-8 Instruction
Regular Curriculum	English, Foreign Language, Math, Music, Science, Social Studies
Vocational Curriculum	Business Education, FACE, Engineering & Technology
Physical Curriculum	Health, Physical Education
Co-Curricular	Athletics, Debate, Forensics
Special Needs	Gifted & Talented
Pupil Services	Guidance, Nurse
Instructional Staff Services	Curriculum & Staff Development, Library & Media Services
General Administration	Board of Education, District Administration
Building Administration	Principals' Offices
Business Administration	Accounting, Payroll, Financial Management, Custodial Services, Utilities, Transportation, Facilities
Central Services	Communication (Technology)
Insurance & Judgments	Property, Liability, Workers' Compensation, Unemployment
Debt Service	Leases
Other Support Services	Retiree Payments, Termination Benefits, Administrative Technology Services, Other Support Services
Interfund Transfer	Transfer to Fund 27, Fund 38, Fund 46, Fund 50
General Tuition Payments	Open Enrollment Out, College and University Tuition, CESA School Tuition
Non-Program Transactions	Trust Fund Disbursement, Contracted Instruction, Adjustments and Refunds,