

General Fund Interim Budget Report

for the period ended December 31

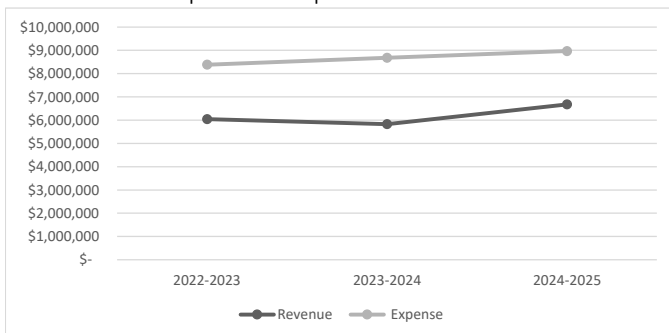
	2022-2023	2023-2024	2024-2025	% of Budget	Budget
REVENUES					
Local	\$ 299,507	\$ 195,842	\$ 181,198	4%	\$ 4,630,536
Interdistrict	4,555	2,300	3,175	0%	3,190,698
Intermediate	523	-	9,949	112%	8,900
State	5,310,648	5,386,666	5,644,579	36%	15,606,429
Federal	268,171	211,116	777,198	67%	1,161,503
Other	164,130	31,940	59,937	67%	89,730
TOTAL REVENUE	\$ 6,047,534	\$ 5,827,865	\$ 6,676,037	27%	\$ 24,687,795

EXPENSES					
Undifferentiated Curriculum	\$ 1,931,608	\$ 2,019,186	\$ 1,996,704	39%	\$ 5,111,520
Regular Curriculum	1,750,963	1,866,304	1,981,099	38%	5,193,337
Vocational Curriculum	195,025	223,987	236,478	38%	626,758
Physical Curriculum	151,351	148,910	165,852	40%	410,175
Co-Curricular	119,612	177,473	175,834	58%	301,124
Special Needs	95,146	75,786	31,186	37%	84,295
Pupil Services	339,176	387,406	383,288	36%	1,059,539
Instructional Staff Services	563,929	681,977	936,209	51%	1,845,375
General Administration	281,637	320,666	335,191	52%	640,711
Building Administration	612,462	682,456	647,598	50%	1,306,872
Business Administration	1,521,959	1,567,746	1,564,355	49%	3,192,101
Central Services	464,484	176,226	138,323	53%	260,620
Insurance & Judgments	162,573	166,696	203,830	106%	191,941
Debt Service	-	-	-	-	-
Other Support Services	159,173	156,718	154,432	42%	368,543
Interfund Transfer	-	-	-	0%	2,517,878
General Tuition Payments	34,239	29,522	20,304	1%	1,569,006
Non-Program Transactions	-	921	1,400	17%	8,000
TOTAL EXPENSES	\$ 8,383,337	\$ 8,681,980	\$ 8,972,081	36%	\$ 24,687,795

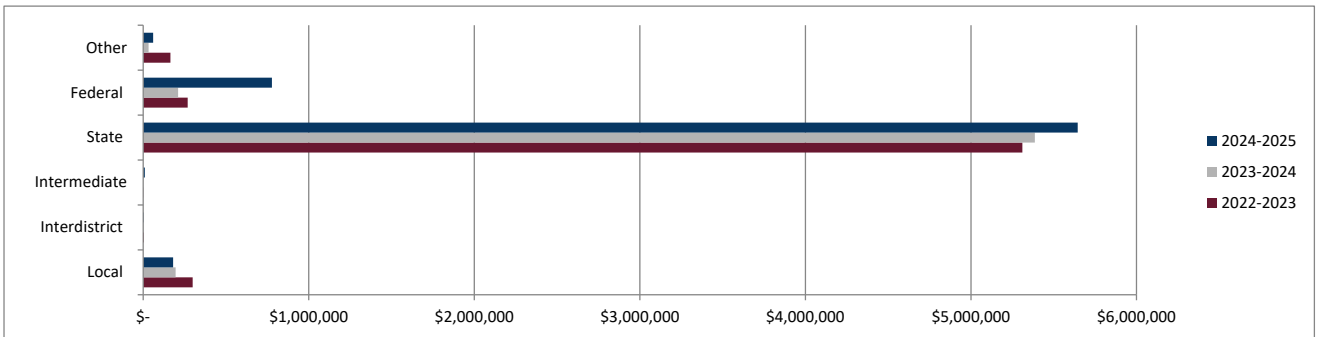
NET INCOME (LOSS)	\$ (2,335,803)	\$ (2,854,116)	\$ (2,296,044)
--------------------------	-----------------------	-----------------------	-----------------------

Notes: *The District plans to right-size its staffing in response to the expiration of federal ESSER III funds, which requires reducing seven positions for the 2025-2026 school year. It is anticipated that most staff affected by these reductions will have opportunities to transition into open roles created by expected retirements and resignations **Worker's compensation dividends will reduce insurance expenses later this year.

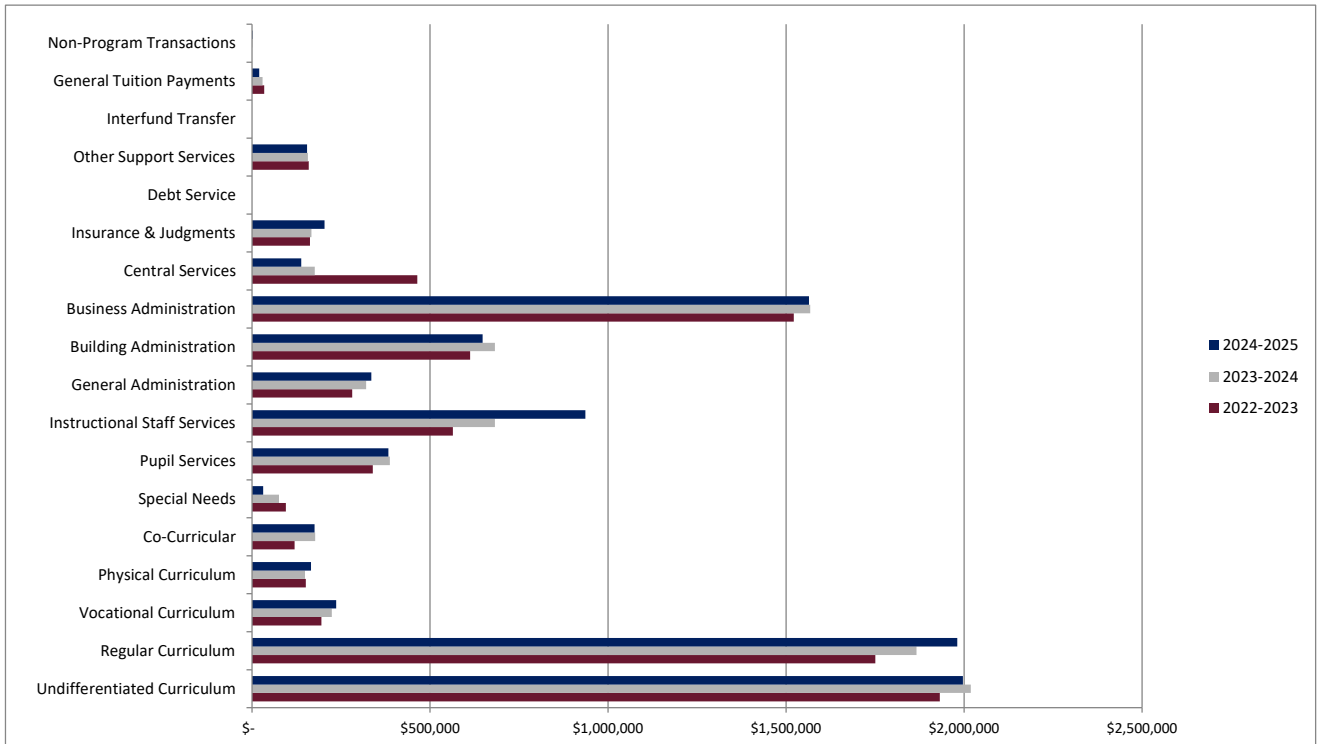
Revenue and Expense Comparison



Revenue by Source



Expense by Function



Definitions

Revenue

Local	Property Taxes, Other Taxes, Non-Capital Sales, School Activity Income, Interest on Investments, Gifts, Student Fees, District Rentals, Student Fines, Charter School Grants
Interdistrict	Transit of Federal Aid, Open Enrollment
Intermediate	Transit of State or Federal Aid through another organization, Medical Service Reimbursement, Payment for Services from CESA or Other Organizations
State	Transportation Aid, Library Aid, Integration Aid, Other Categorical Aid, Special Projects Grants, Computer Aid, Per Pupil Categorical Aid, Other State Revenue
Federal	Title I - IV Grants, Medicaid Settlement, ESSER Grants, CCLC Grant, etc.
Other	Equipment and Vehicle Sales, Insurance Reimbursements, Refunds, Medical Service Reimbursements, Miscellaneous

Expense

Undifferentiated Curriculum	K-8 Instruction
Regular Curriculum	English, Foreign Language, Math, Music, Science, Social Studies
Vocational Curriculum	Business Education, FACE, Engineering & Technology
Physical Curriculum	Health, Physical Education
Co-Curricular	Athletics, Debate, Forensics
Special Needs	Gifted & Talented
Pupil Services	Guidance, Nurse
Instructional Staff Services	Curriculum & Staff Development, Library & Media Services
General Administration	Board of Education, District Administration
Building Administration	Principals' Offices
Business Administration	Accounting, Payroll, Financial Management, Custodial Services, Utilities, Transportation, Facilities
Central Services	Communication (Technology)
Insurance & Judgments	Property, Liability, Workers' Compensation, Unemployment
Debt Service	Leases
Other Support Services	Retiree Payments, Termination Benefits, Administrative Technology Services, Other Support Services
Interfund Transfer	Transfer to Fund 27, Fund 38, Fund 46, Fund 50
General Tuition Payments	Open Enrollment Out, College and University Tuition, CESA School Tuition
Non-Program Transactions	Trust Fund Disbursement, Contracted Instruction, Adjustments and Refunds,