

# General Fund Interim Budget Report

for the period ended September 30

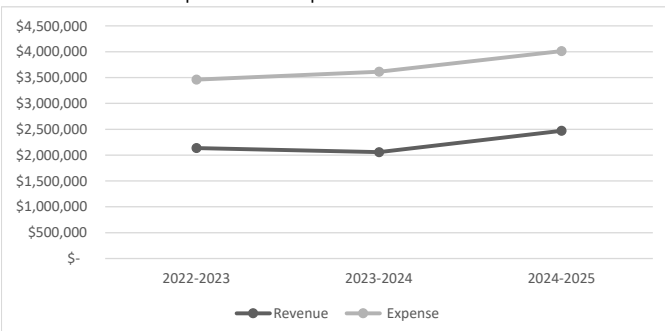
|                      | 2022-2023           | 2023-2024           | 2024-2025           | % of Budget | Budget               |
|----------------------|---------------------|---------------------|---------------------|-------------|----------------------|
| <b>REVENUES</b>      |                     |                     |                     |             |                      |
| Local                | \$ 70,563           | \$ 109,377          | \$ 115,297          | 2%          | \$ 4,630,536         |
| Interdistrict        | 275                 | 125                 | 400                 | 0%          | 3,190,698            |
| Intermediate         | -                   | -                   | -                   | 0%          | 8,900                |
| State                | 1,903,170           | 1,931,885           | 2,071,084           | 13%         | 15,606,429           |
| Federal              | 141,829             | -                   | 233,223             | 20%         | 1,161,503            |
| Other                | 21,793              | 16,259              | 50,345              | 56%         | 89,730               |
| <b>TOTAL REVENUE</b> | <b>\$ 2,137,630</b> | <b>\$ 2,057,646</b> | <b>\$ 2,470,350</b> | <b>10%</b>  | <b>\$ 24,687,795</b> |

|                              |                     |                     |                     |            |                      |
|------------------------------|---------------------|---------------------|---------------------|------------|----------------------|
| <b>EXPENSES</b>              |                     |                     |                     |            |                      |
| Undifferentiated Curriculum  | \$ 753,196          | \$ 812,742          | \$ 791,382          | 15%        | \$ 5,111,520         |
| Regular Curriculum           | 559,934             | 565,276             | 778,071             | 15%        | 5,193,337            |
| Vocational Curriculum        | 51,370              | 61,466              | 65,522              | 10%        | 626,758              |
| Physical Curriculum          | 53,748              | 49,671              | 66,183              | 16%        | 410,175              |
| Co-Curricular                | 44,552              | 65,068              | 79,678              | 26%        | 301,124              |
| Special Needs                | 51,338              | 53,211              | 8,414               | 10%        | 84,295               |
| Pupil Services               | 102,461             | 112,294             | 108,305             | 10%        | 1,059,539            |
| Instructional Staff Services | 259,092             | 314,842             | 514,947             | 28%        | 1,845,375            |
| General Administration       | 146,738             | 160,749             | 153,500             | 24%        | 640,711              |
| Building Administration      | 294,673             | 326,234             | 312,682             | 24%        | 1,306,872            |
| Business Administration      | 645,929             | 707,299             | 699,601             | 22%        | 3,192,101            |
| Central Services             | 276,756             | 127,351             | 100,178             | 38%        | 260,620              |
| Insurance & Judgments        | 160,741             | 166,696             | 203,035             | 106%       | 191,941              |
| Debt Service                 | -                   | -                   | -                   | -          | -                    |
| Other Support Services       | 56,408              | 68,532              | 118,401             | 32%        | 368,543              |
| Interfund Transfer           | -                   | -                   | -                   | 0%         | 2,517,878            |
| General Tuition Payments     | 3,476               | 21,975              | 11,129              | 1%         | 1,569,006            |
| Non-Program Transactions     | -                   | -                   | 1,400               | 17%        | 8,000                |
| <b>TOTAL EXPENSES</b>        | <b>\$ 3,460,413</b> | <b>\$ 3,613,407</b> | <b>\$ 4,012,429</b> | <b>16%</b> | <b>\$ 24,687,795</b> |

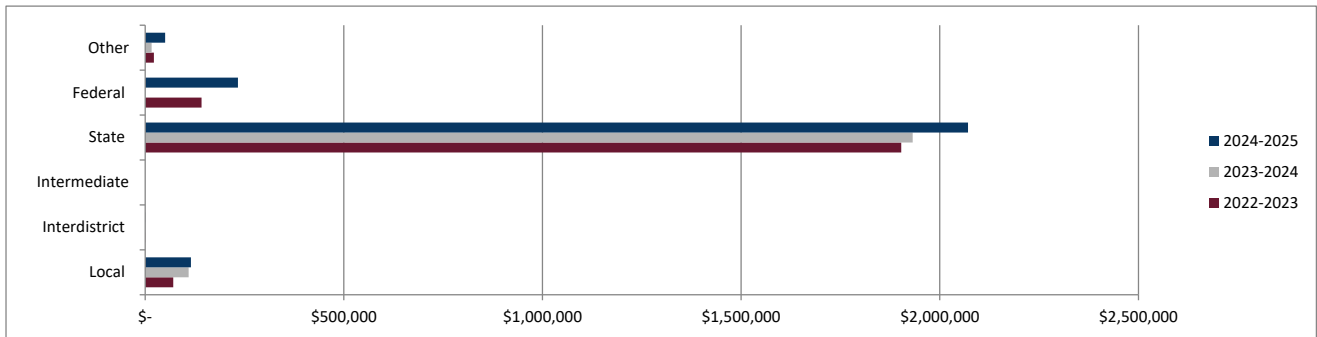
|                          |                       |                       |                       |
|--------------------------|-----------------------|-----------------------|-----------------------|
| <b>NET INCOME (LOSS)</b> | <b>\$ (1,322,783)</b> | <b>\$ (1,555,761)</b> | <b>\$ (1,542,079)</b> |
|--------------------------|-----------------------|-----------------------|-----------------------|

Note: The budget amounts show proposed revised amounts that the Board will consider on October 21. Worker's compensation dividends will reduce insurance expenses later this year.

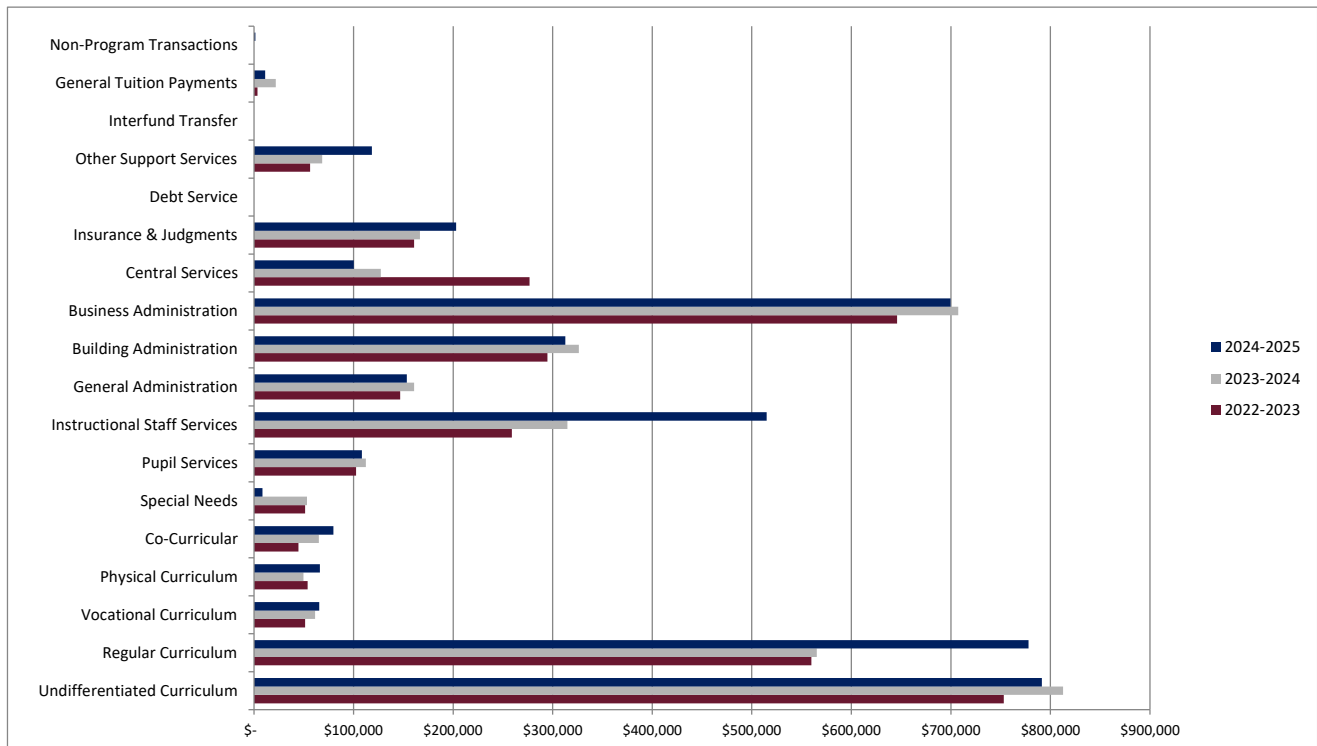
## Revenue and Expense Comparison



## Revenue by Source



## Expense by Function



## Definitions

## Revenue

|               |  |
|---------------|--|
| Local         | Property Taxes, Other Taxes, Non-Capital Sales, School Activity Income, Interest on Investments, Gifts, Student Fees, District Rentals, Student Fines, Charter School Grants |
| Interdistrict | Transit of Federal Aid, Open Enrollment  |
| Intermediate  | Transit of State or Federal Aid through another organization, Medical Service Reimbursement, Payment for Services from CESA or Other Organizations                           |
| State         | Transportation Aid, Library Aid, Integration Aid, Other Categorical Aid, Special Projects Grants, Computer Aid, Per Pupil Categorical Aid, Other State Revenue               |
| Federal       | Title I - IV Grants, Medicaid Settlement, ESSER Grants, CCLC Grant, etc.   |
| Other         | Equipment and Vehicle Sales, Insurance Reimbursements, Refunds, Medical Service Reimbursements, Miscellaneous  |

## Expense

|                              |  |
|------------------------------|--|
| Undifferentiated Curriculum  | K-8 Instruction  |
| Regular Curriculum           | English, Foreign Language, Math, Music, Science, Social Studies                                      |
| Vocational Curriculum        | Business Education, FACE, Engineering & Technology   |
| Physical Curriculum          | Health, Physical Education   |
| Co-Curricular                | Athletics, Debate, Forensics   |
| Special Needs                | Gifted & Talented  |
| Pupil Services               | Guidance, Nurse  |
| Instructional Staff Services | Curriculum & Staff Development, Library & Media Services   |
| General Administration       | Board of Education, District Administration  |
| Building Administration      | Principals' Offices  |
| Business Administration      | Accounting, Payroll, Financial Management, Custodial Services, Utilities, Transportation, Facilities |
| Central Services             | Communication (Technology)   |
| Insurance & Judgments        | Property, Liability, Workers' Compensation, Unemployment   |
| Debt Service                 | Leases   |
| Other Support Services       | Retiree Payments, Termination Benefits, Administrative Technology Services, Other Support Services   |
| Interfund Transfer           | Transfer to Fund 27, Fund 38, Fund 46, Fund 50   |
| General Tuition Payments     | Open Enrollment Out, College and University Tuition, CESA School Tuition                             |
| Non-Program Transactions     | Trust Fund Disbursement, Contracted Instruction, Adjustments and Refunds,                            |